

# Accelerator based Neutron Source for Boron Neutron Capture Therapy and other Applications

Sergey Taskaev

Budker Institute of Nuclear Physics, Novosibirsk, Russia

taskaev@inp.nsk.su

INTERNATIONAL CONFERENCE ON

## ACCELERATORS FOR RESEARCH AND SUSTAINABLE DEVELOPMENT

From good practices towards socioeconomic impact

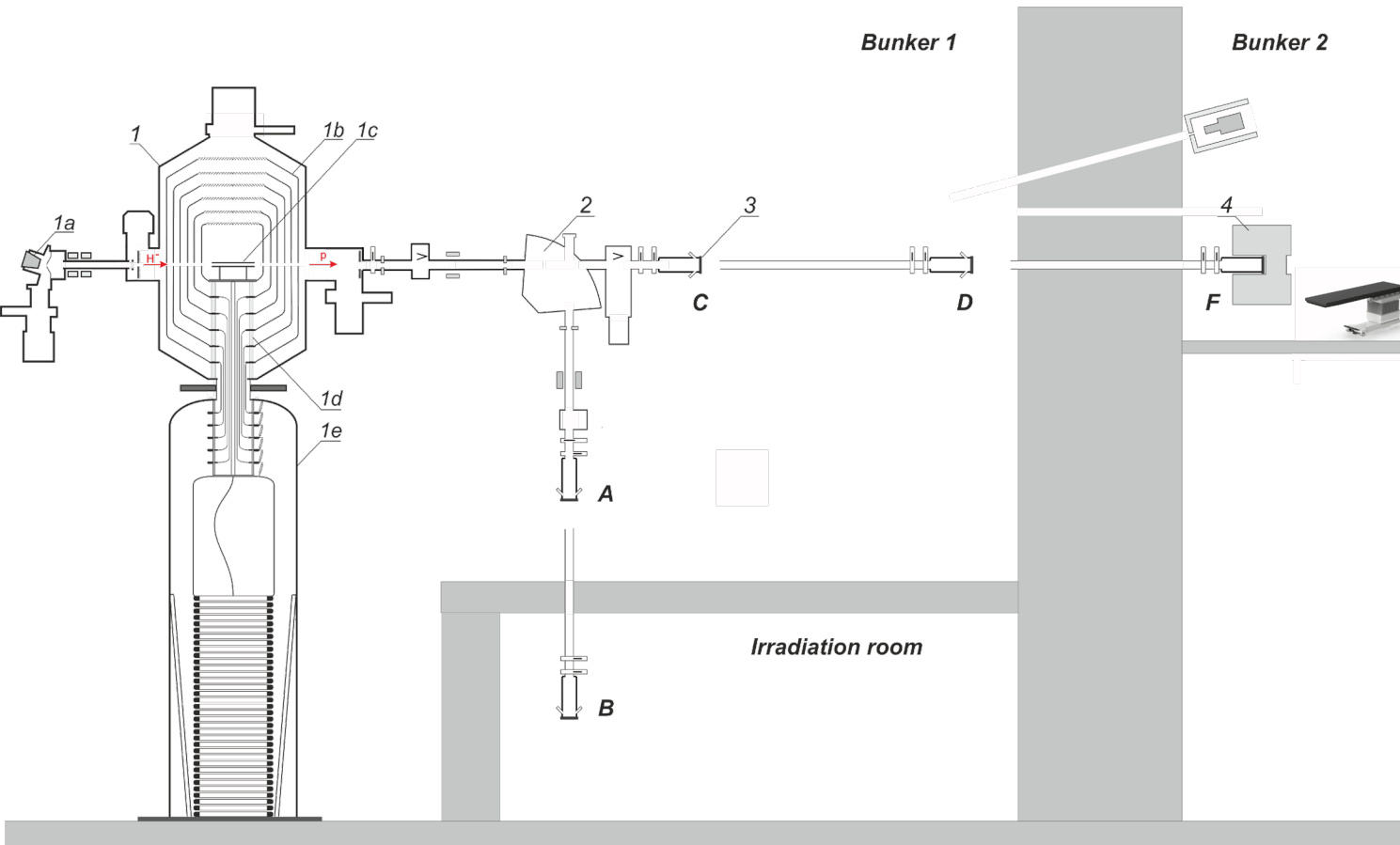


23-27 May 2022

IAEA Headquarters, Vienna, Austria

# Accelerator based Neutron Source **VITA** is hand-made state-of-art device comprising

- Vacuum Insulated Tandem Accelerator (VITA)
- solid lithium target
- beam shaping assemblies
- set of gamma, alpha and neutron spectrometers and detectors





# Accelerator based Neutron Source **VITA** produces:

## **High power DC proton/deuteron beam (20 kW):**

Energy: ranges from 0.6 MeV to 2.3 MeV

Monochromaticity and stability: 0.1%

Current: ranges from 1 nA to 10 mA

Current stability: 0.4 %

## **High flux neutron beam ( $2 \cdot 10^{12} \text{ s}^{-1}$ ):**

- ✓ cold ( $\text{D}_2\text{O}$  moderator @ cryo temp.)
- ✓ thermal ( $\text{D}_2\text{O}$  or Plexiglas moderator)
- ✓ epithermal ( $\text{MgF}_2$  moderator)
- ✓ exclusively epithermal (no fast and thermal)
- ✓ over-epithermal
- ✓ monoenergetic (kinematic collimation)
- ✓ fast

**Bright source of photons** –  ${}^7\text{Li}(p,p'\gamma){}^7\text{Li}$ ,  ${}^{19}\text{F}(p,\gamma e^+e^-){}^{16}\text{O}$

**Bright source of  $\alpha$ -particles** –  ${}^7\text{Li}(p,\alpha)\alpha$ ,  ${}^{11}\text{B}(p,\alpha)\alpha\alpha$

**Bright source of positrons** –  ${}^{19}\text{F}(p,\gamma e^+e^-){}^{16}\text{O}$



# Accelerator

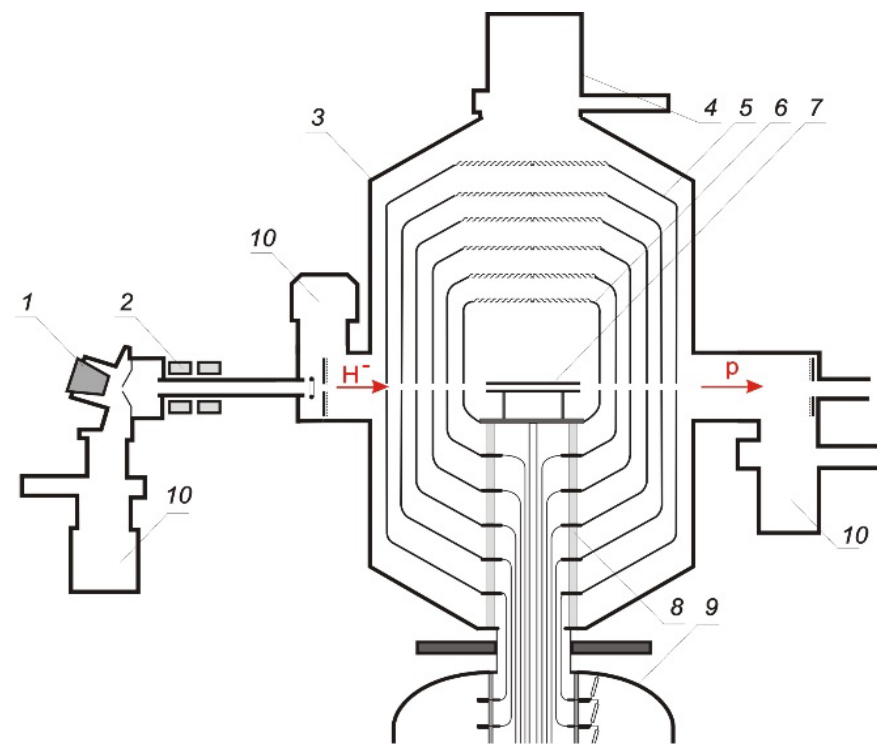
## VITA = Vacuum Insulated Tandem Accelerator

VITA is electrostatic tandem accelerator of original design.

VITA does not involve accelerating tubes, unlike conventional tandem accelerators.

Instead of those, the nested intermediate electrodes (5) fixed at a single feedthrough insulator (8) is used, as shown in Figure.

The design resembles a cabbage roach or a Russian nesting doll Matrioshka



VITA: 1 –  $H^-$  source, 2 – magnetic lenses, 3 – accelerator, 4 – cryogenic pump, 5 – intermediate electrodes, 6 – high-voltage electrode, 7 – gas stripper, 8 – insulator, 9 – high-voltage power supply, 10 – turbomolecular pumps.





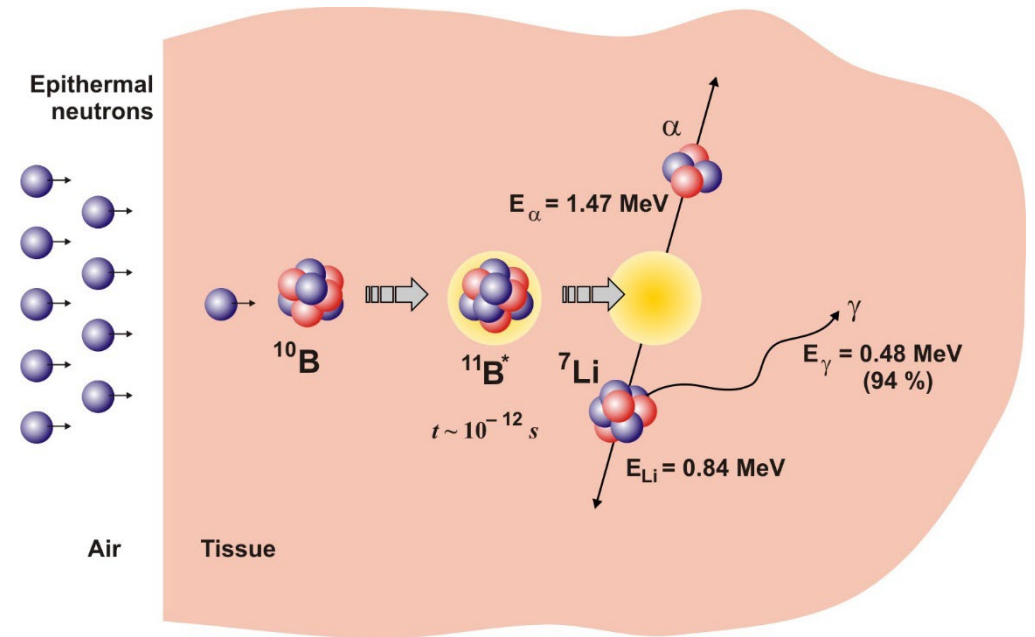
# VITA applications – Boron Neutron Capture Therapy

Boron Neutron Capture Therapy (BNCT) is a binary form of radiation therapy using the high ability of the nonradioactive nuclei boron-10 to capture thermal neutrons resulting in the prompt nuclear reaction  $^{10}\text{B}(n,\alpha)^7\text{Li}$ .

High power accelerator based epithermal neutron sources are needed for BNCT.

The neutron source VITA was specially designed to solve this problem.

The neutron source VITA meets the requirements of BNCT to the greatest extent.



# VITA applications – Boron Neutron Capture Therapy




The neutron source VITA commercialized by TAE (CA, USA):

1<sup>st</sup> source is installed in new BNCT Center at Xiamen Humanity Hospital in Xiamen, P.R. China in 2020. It is planned to start treatment in 2022;

2<sup>nd</sup> source is made for National Oncological Hadron Therapy Center (CNAO) in Pavia, Italy;

3<sup>rd</sup> source is made for National Medical Research Center of Oncology in Moscow, Russia;

- there are a number of new requests



# VITA applications – development of Boron Neutron Capture Therapy



**Lithium target** with extremely long operating time [..., Metals 7 (2017) 558, NIM B 481 (2020) 62, US Patent 2022/0030696]

**Beam Shaping Assembly optimization** [Phys At Nucl 80 (2017) 60, ARI 139 (2018) 316, ARI (2022)]



## Dosimetry

- A neutron detector for dosimetry of boron dose and  $\gamma$ -ray dose [..., JINST 16 (2021) P10016]
- A new approach for measuring nitrogen dose and fast neutron dose [Rad Res 196 (2021) 192-196]
- A new approach for in situ absorbed dose evaluation [Pharmaceutics 13 (2021) 1490]



**In vitro, in vivo studies, pets therapy** [..., Int J Rad Biol 96 (2020) 868, Biology 10 (2021) 1124, Biology 11 (2022) 138]

**Boron delivery drugs testing** [..., Int J Mol Sci 22 (2021) 7326, Molecules 26 (2021) 6537, Pharmaceutics 14 (2022) 761]

Our patent on new boron delivery drug [RU2729458, WO 2020/246913]

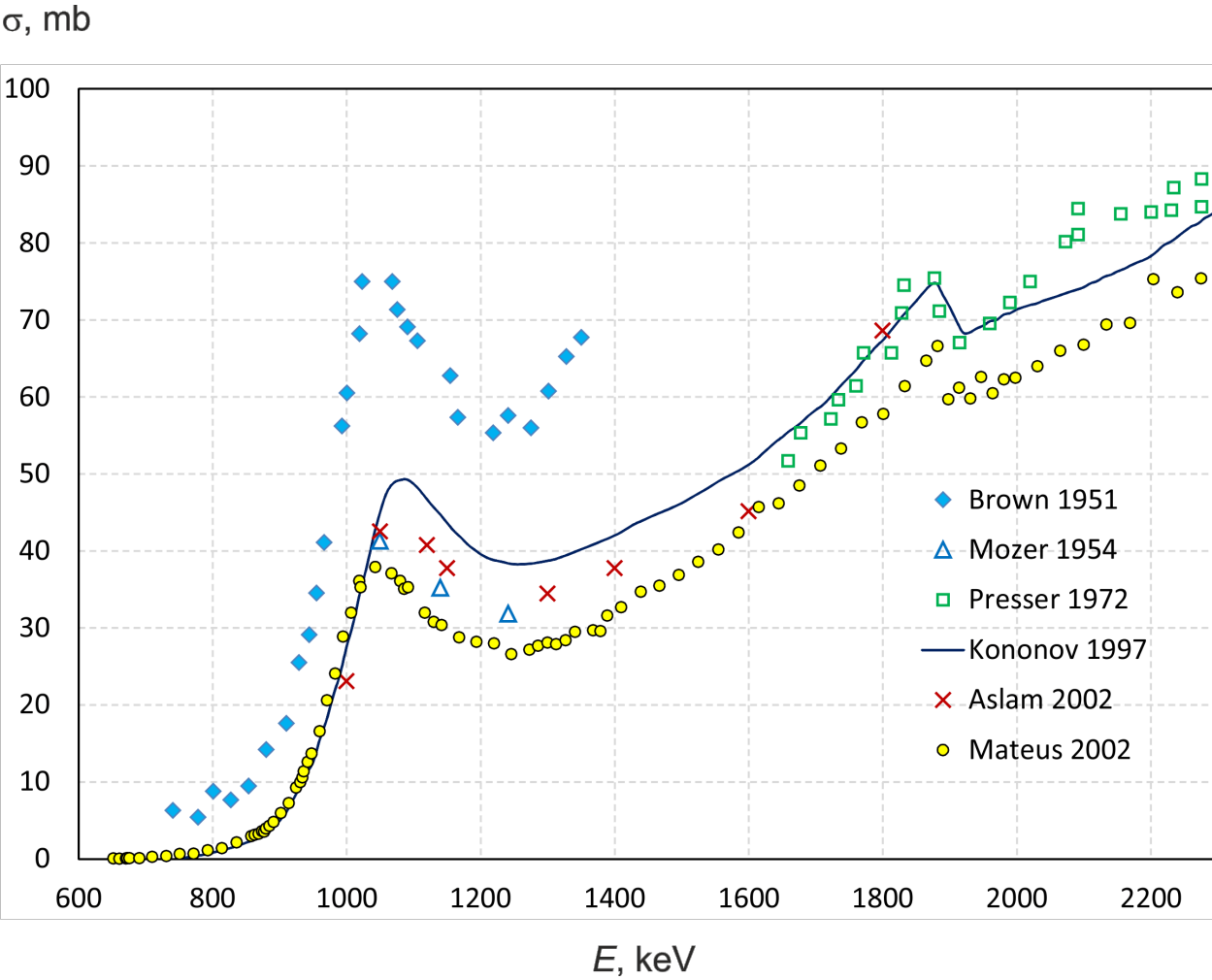
is recognized as the best Russian invention of the 21<sup>st</sup> century





# VITA applications – Fundamental Knowledges

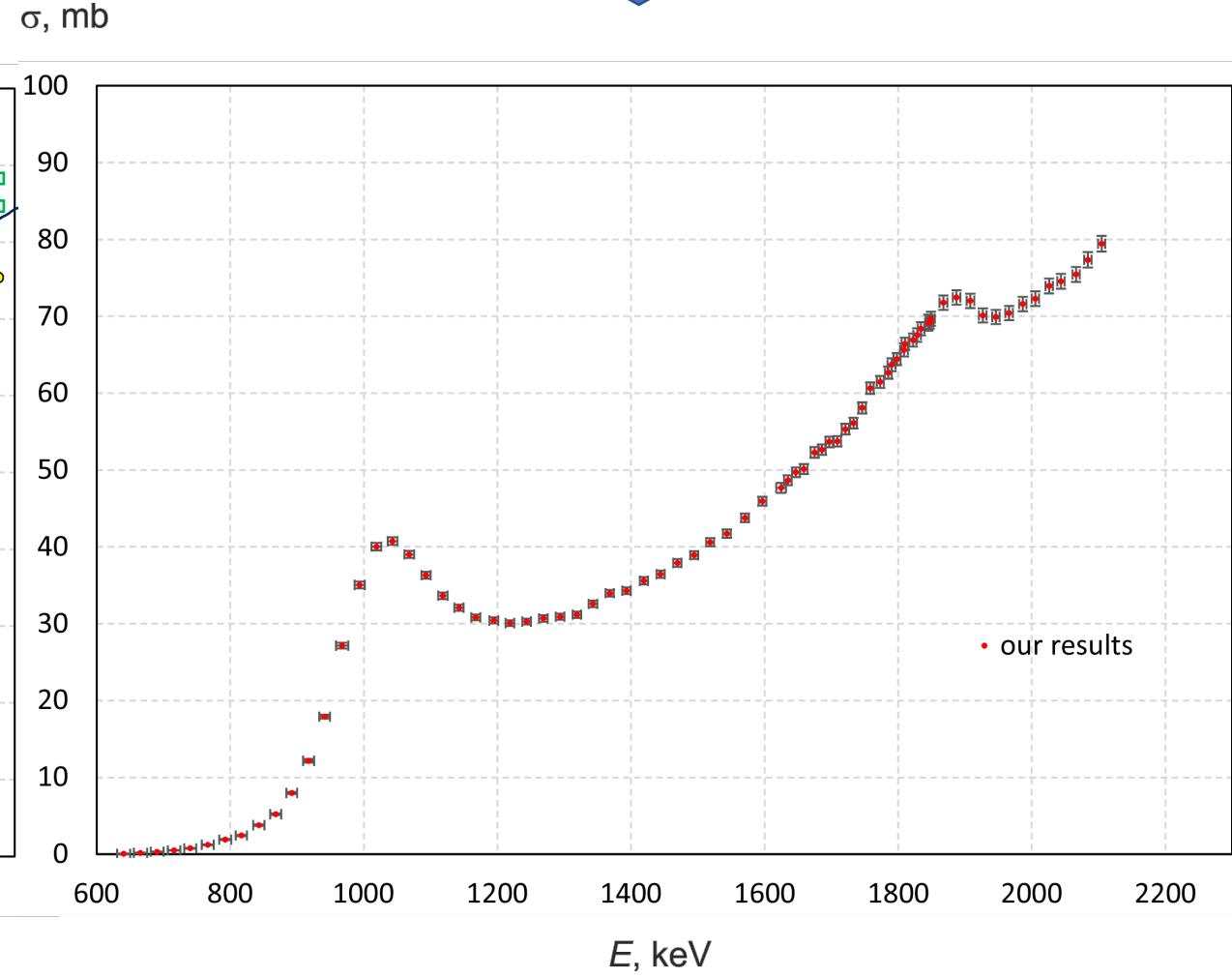
## ${}^7\text{Li}(p,p'\gamma){}^7\text{Li}$ reaction cross-section



**our result**



NIM B 502 (2021) 85  
IBANDL  
EXFOR

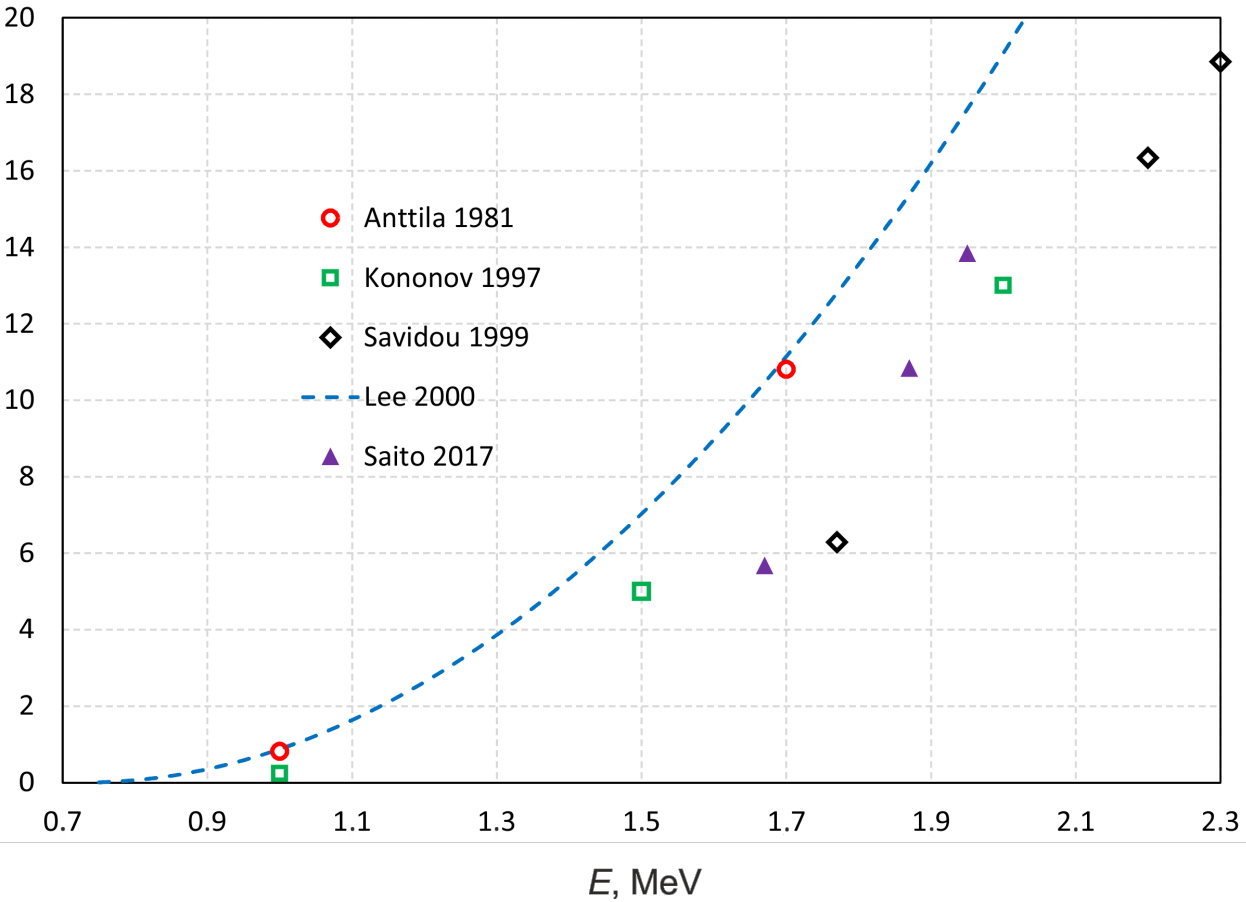




# VITA applications – Fundamental Knowledges

## 478 keV photon yield from a thick lithium target

$Y, 10^7 \text{ 1}/\mu\text{C}$



**our result**

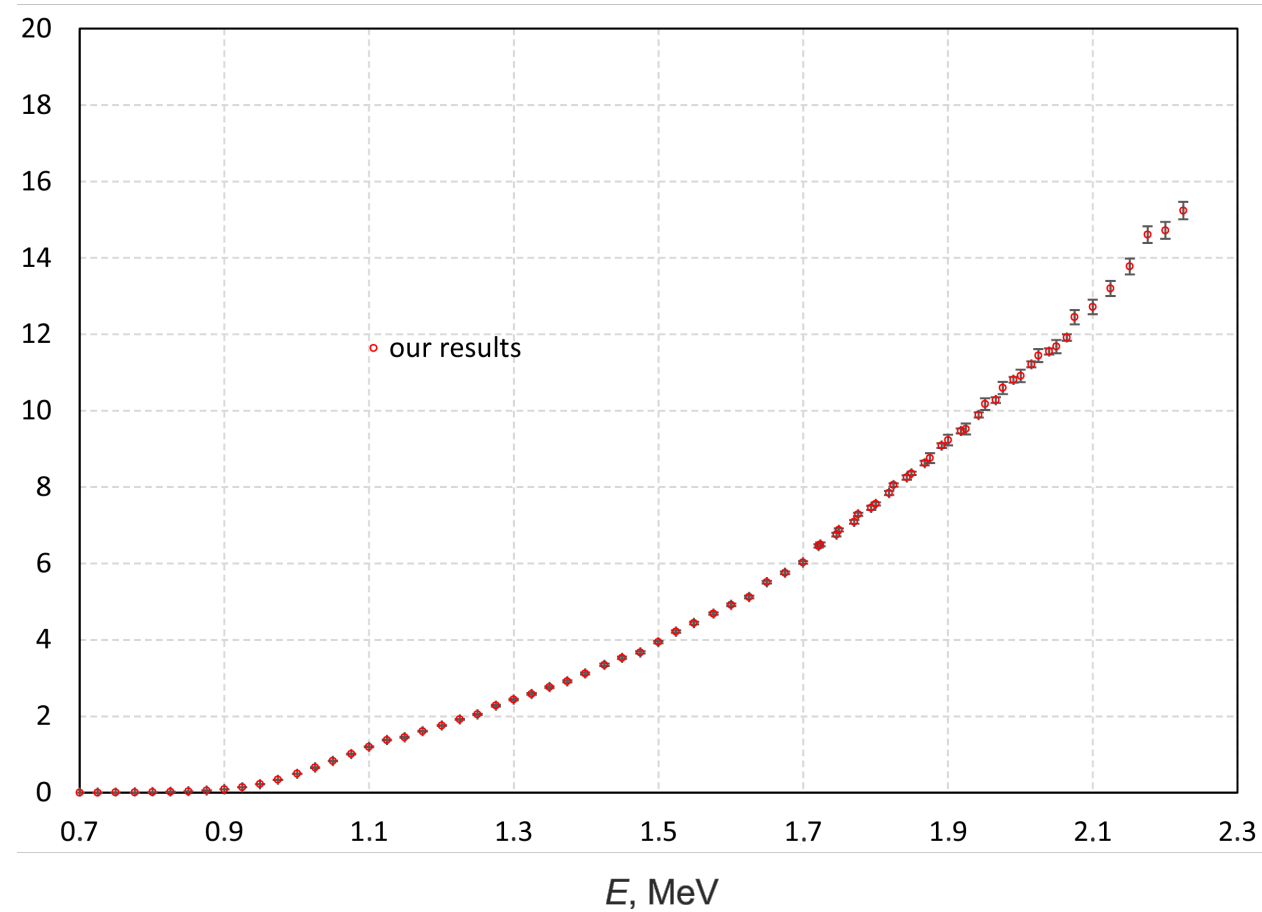


NIM B 502 (2021) 85

IBANDL

EXFOR


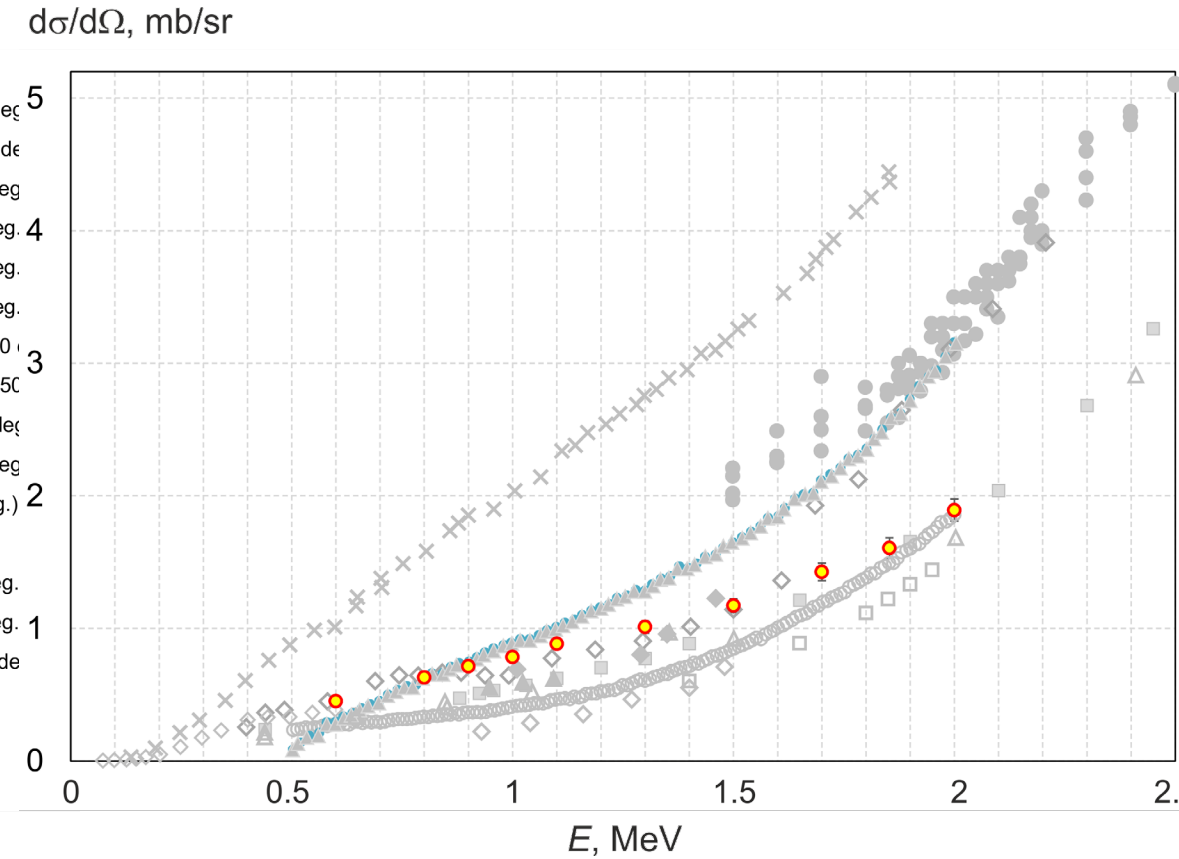
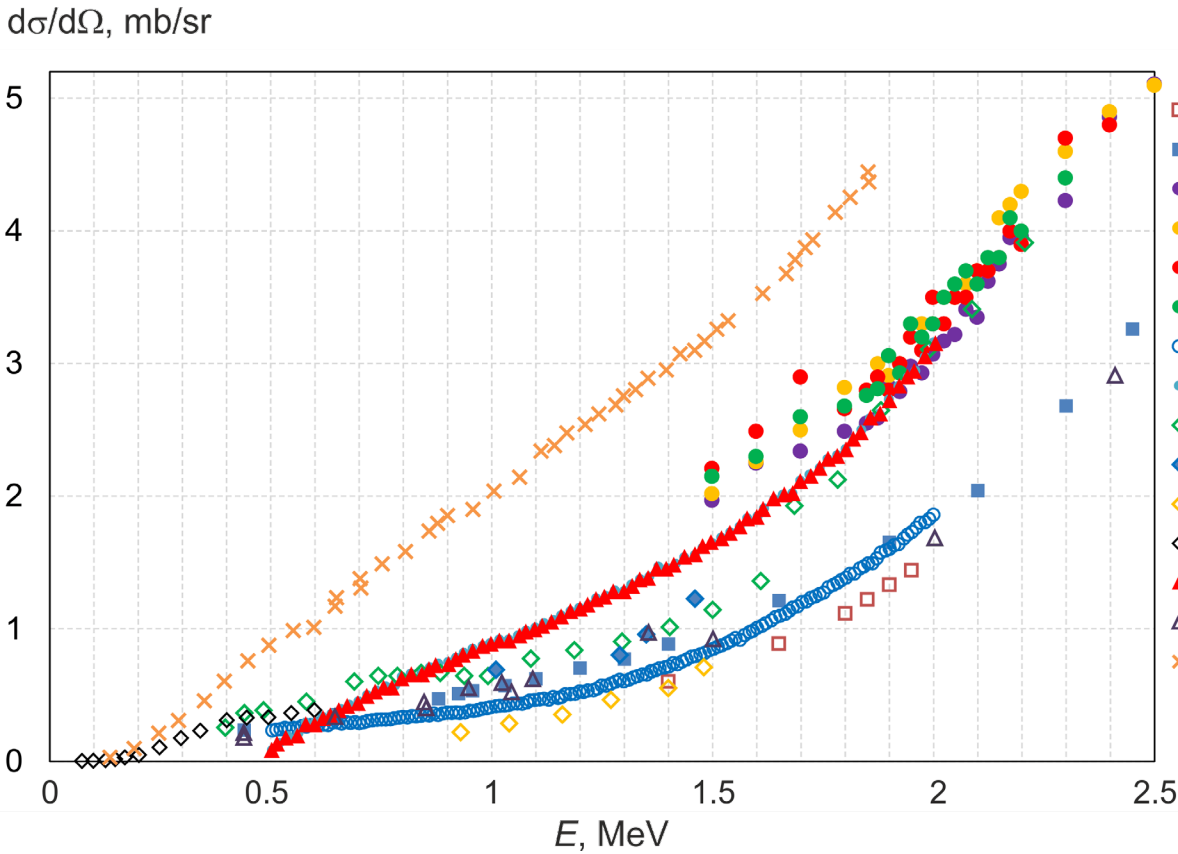
$Y, 10^7 \text{ 1}/\mu\text{C}$



# VITA applications – Fundamental Knowledges

differential cross-section of the  ${}^7\text{Li}(p,\alpha)\alpha$  reaction

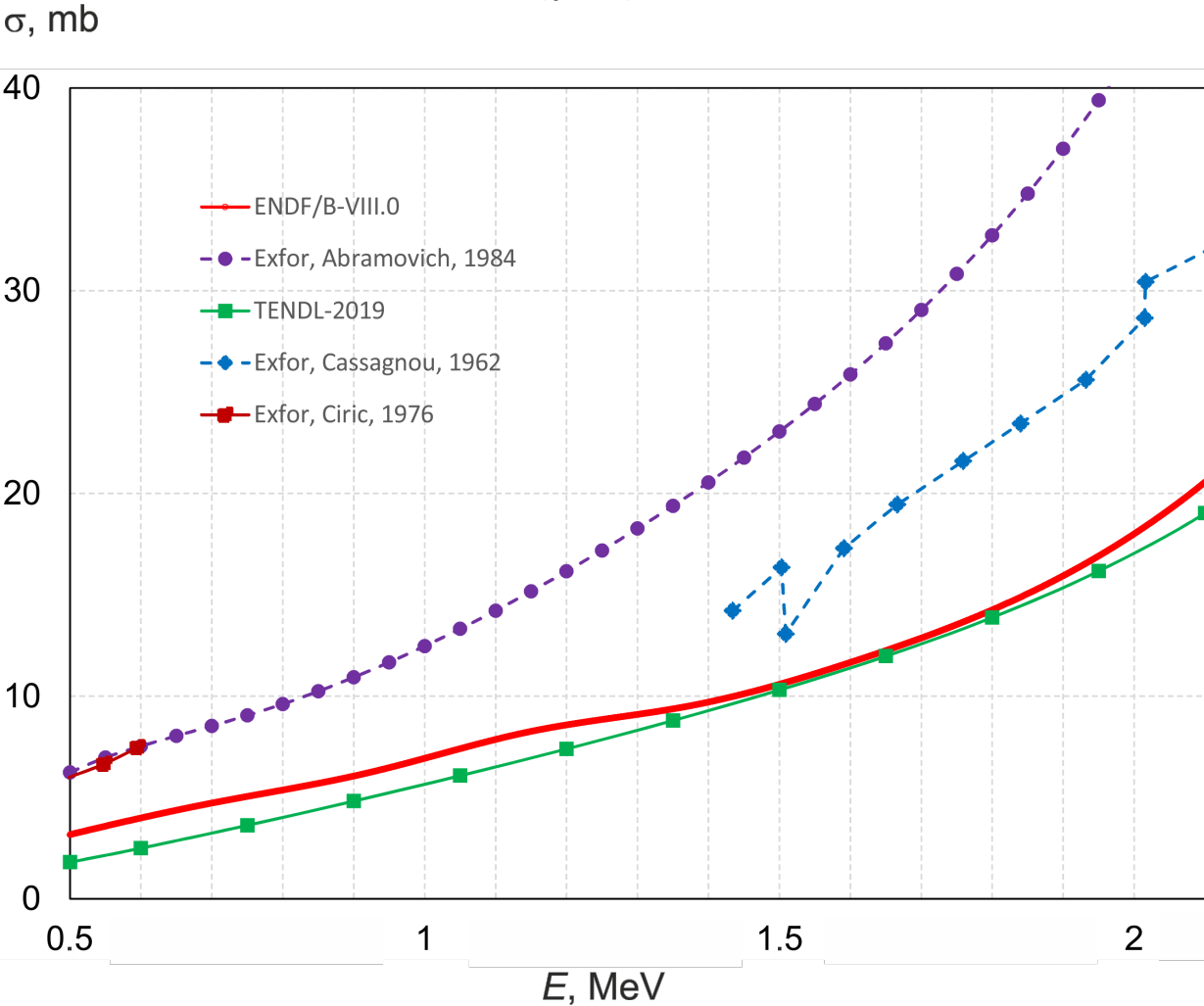
**our result** NIM B (2022) soon  
 IBANDL soon  
 EXFOR soon



# VITA applications – Fundamental Knowledges

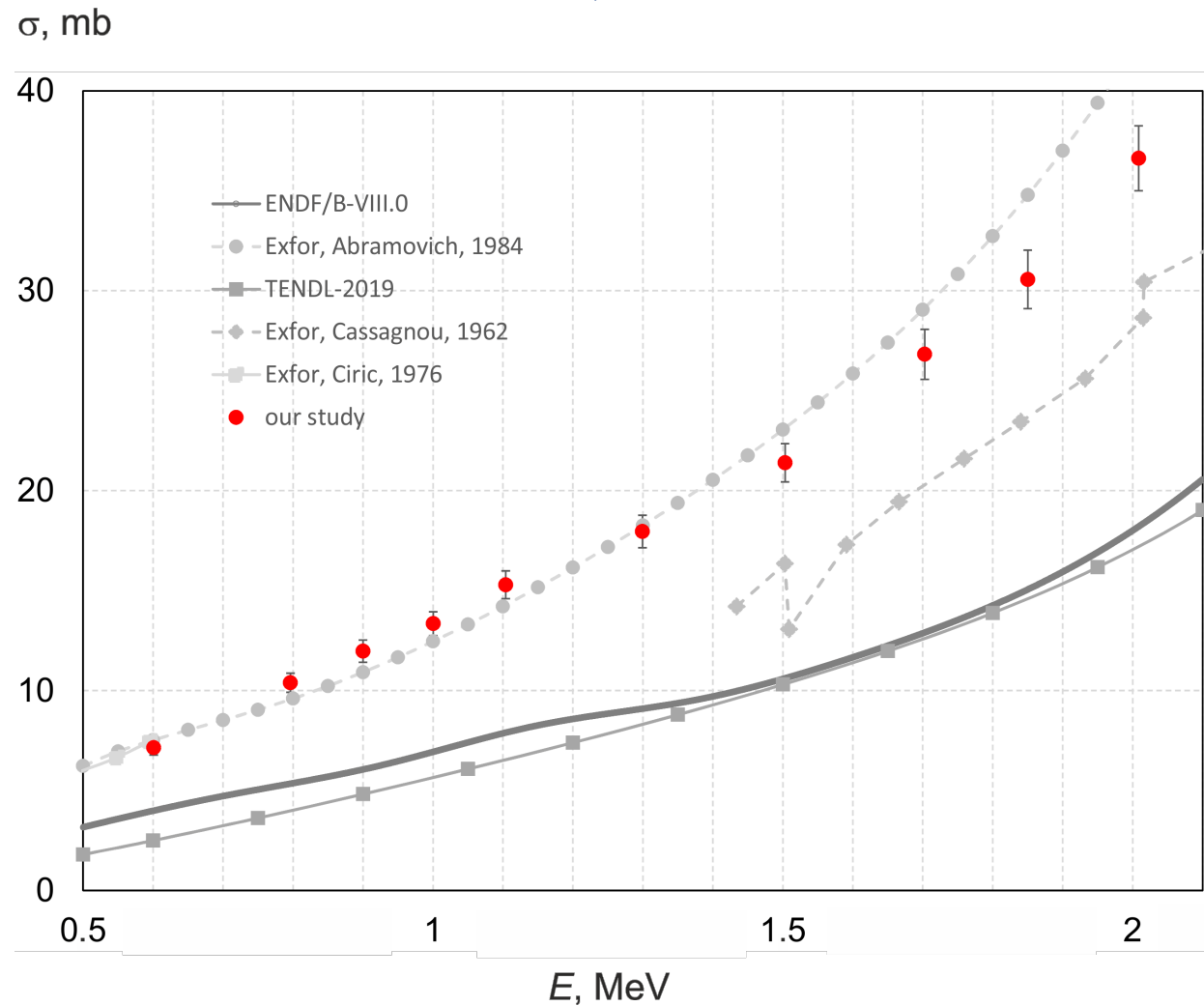
cross-section of the  ${}^7\text{Li}(p,\alpha)\alpha$  reaction



**our result**



NIM B (2022) soon  
IBANDL soon  
EXFOR soon



## VITA applications:

**Proton microscope:** depth distribution of the elemental composition of the film by energy analysis of backscattered protons

Boron carbide ceramics for ITER (Cadarache, France) were tested by **thermal and fast neutrons**

[Fus Eng Design 168 (2021) 112426; Fus Eng Design 178 (2021) 113114]

April – May 2022

We generate **fast neutrons for radiation testing:**

- of fibers (Saclay Nuclear Research Centre) for the High-Luminosity Large Hadron Collider in CERN
- of boron carbide ceramics for ITER
- of diamond neutron detector for ITER
- of neodymium magnets for high power linac (Kurchatov Institute)
- ...

Our article on fast neutrons advertised on website <https://www.nature.com/articles/d42473-021-00133-3>

nature research  
custom media  PLEIADES PUBLISHING

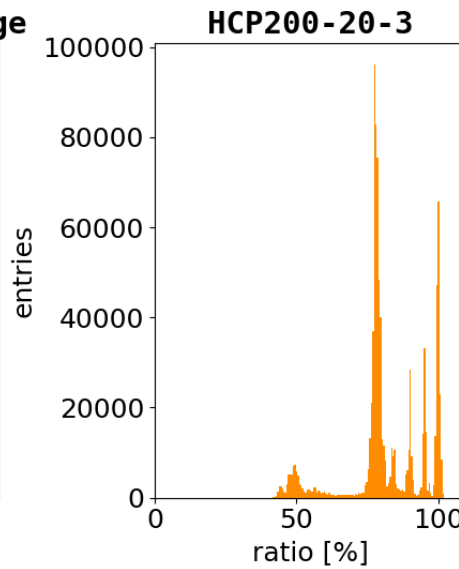
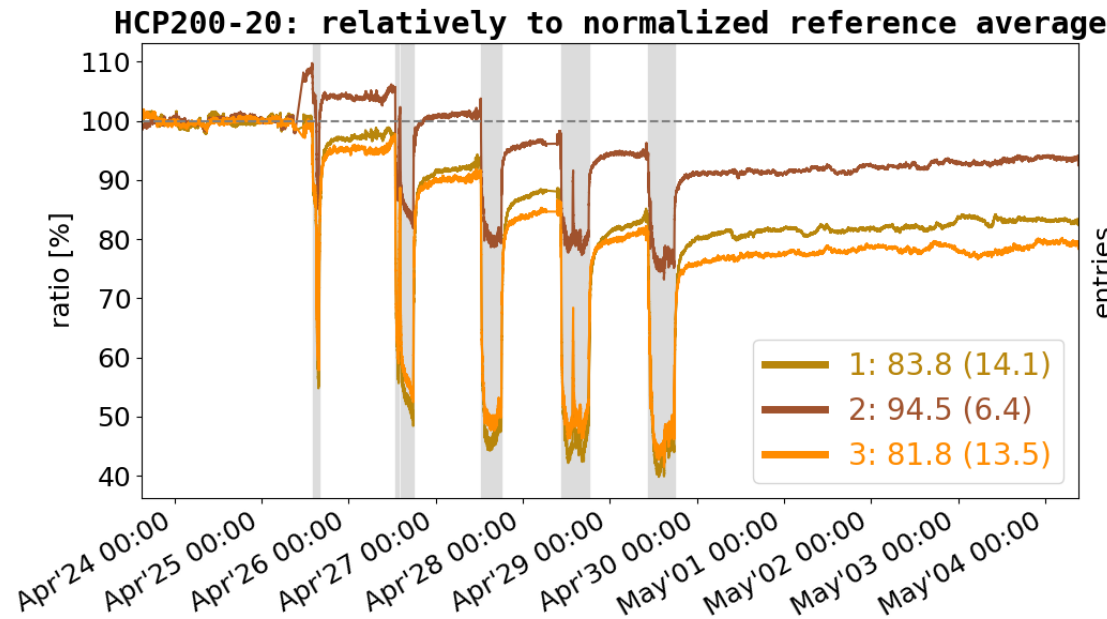
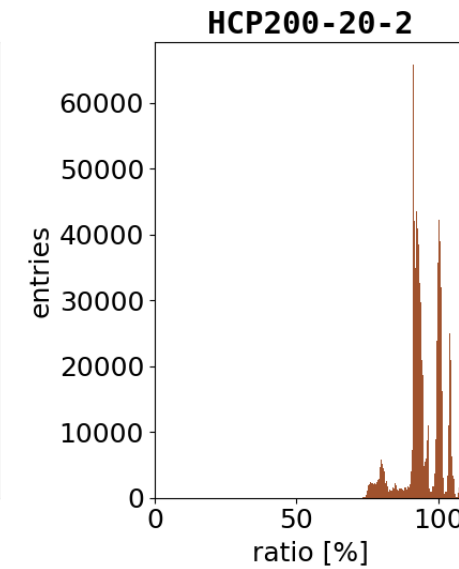
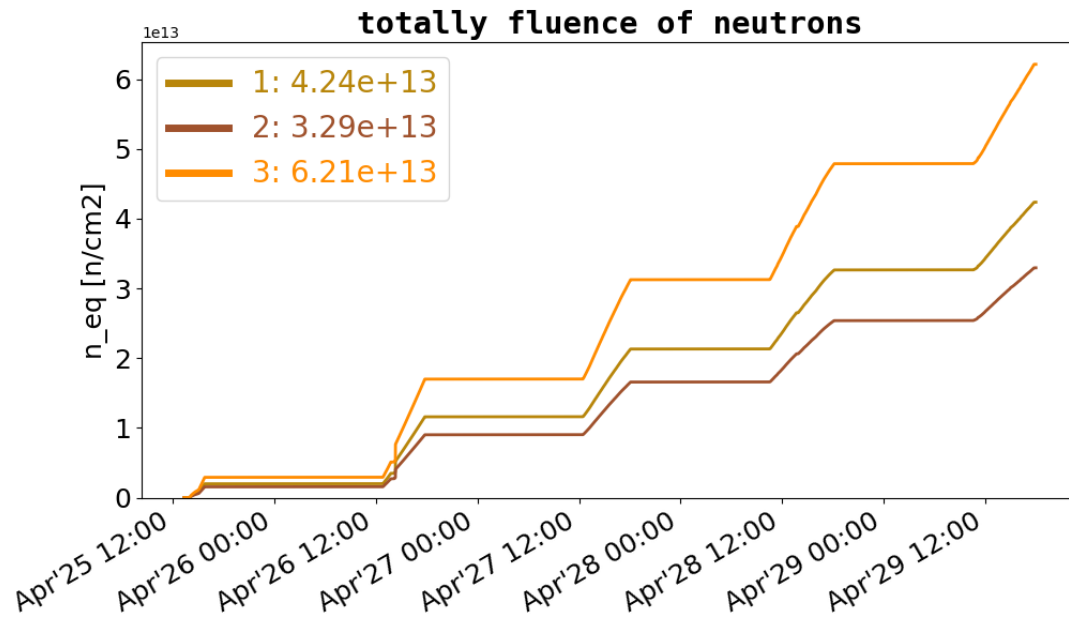




# VITA applications:

## Radiation testing by fast neutrons - current results after the first of four weeks

- Fibers are degraded
- neutron spectrum measured with a diamond detector
- the magnetization of the magnets immediately fell by 7% and then does not change



# CONCLUSION

Neutron source based on VITA and lithium target was proposed and created at Budker Institute

This neutron source is using for BNCT, for BNCT development and for other applications

This source produces:

- DC proton/deuteron beam (0.6 MeV – 2.3 MeV; 1 nA – 10 mA)
- Neutrons – cold, thermal, epithermal, over-epithermal, monoenergetic, fast
- Photons – 478 keV, 511 keV
- $\alpha$ -particles
- Positrons

We are open for joint research !





Thank you!



**Acknowledgements:**

This research was funded by Russian Science Foundation, grant number 19-72-30005.

Sergey Taskaev  
Budker Institute of Nuclear Physics, Novosibirsk, Russia  
taskaev@inp.nsk.su

INTERNATIONAL CONFERENCE ON

**ACCELERATORS FOR RESEARCH  
AND SUSTAINABLE DEVELOPMENT**

From good practices towards socioeconomic impact



**23–27 May 2022**

IAEA Headquarters, Vienna, Austria